



2.4.3 Average teaching experience of full time teachers (Data to be provided only for the latest completed academic year, in number of years)


2.4.3.1: Total teaching experience of full-time teachers as of latest completed academic year

Formula:

$$\frac{\text{Total teaching experience of full time teachers}}{\text{Number of full time teachers during the latest completed academic year}}$$














Average teaching experience of full time teachers = 3803 / 362
= 10.50 Years

SUPPORTING DOCUMENTS

Institutional Data (2.4.1, 2.4.3 & 2.4.4)	
--	---



FACULTY APPOINTMENT ORDERS / SERVICE CERTIFICATES

Academic Year	2022-23
B.E Mechanical Engineering	
B.E - Mechatronics Engineering	
B.E Electronics and Communication Engineering	
B.E Electrical and Electronics Engineering	
B.E Computer Science and Engineering	
B.Tech Information Technology	
B.E Civil Engineering	
Master of Business Administration	
Science and Humanities	
B.Tech Computer Science and Business Systems	
M.Tech Computer Science and Engineering (5 yrs int)	
B.Tech – Artificial Intelligence and Data Science	
B.E Computer Science and Design	
B.E – Computer Science and Engineering (Cyber Security)	