



NAAC Criterion II – Teaching-Learning and Evaluation

2.1.2 Percentage of seats filled against reserved categories (SC, ST, OBC etc.) as per applicable reservation policy for the first year admission during the last five years

2.1.2.1: Number of actual students admitted from the reserved categories in the first year of the programme year wise during the last five years.

Year	2022-23	2021-22	2020-21	2019-20	2018-19
Number	1133	938	979	993	911

2.1.2.2: Number of seats earmarked for reserved category as per GoI/State Govt. rule year wise during the last five years.

Year	2022-23	2021-22	2020-21	2019-20	2018-19
Number	1133	938	979	993	911







Percentage of seats filled against reserved categories

Academic Year	2022-23	2021-22	2020-21	2019-20	2018-19
Seats admitted against reserved categories	1133	938	979	993	911
Seats earmarked for reserved categories (SC,ST,OBC = 69%)	1133	938	979	993	911
Percentage	100%	100%	100%	100%	100%

Formula:

$$\frac{\text{Total number of students admitted against the reserved categories}}{\text{Total number of seats earmarked for reserved category as per GOI or State Government Rule}} \times 100$$

SUPPORTING DOCUMENTS

Academic Year	2022-23	2021-22	2020-21	2019-20	2018-19
Students List					
Government Reservation Policy					
Institutional Data (2.1.2)	