



NAAC Criterion II – Teaching-Learning and Evaluation

2.1.1.1: Number of seats filled year wise during last five years (Only first year admissions to be considered)

Academic Year	2022-23	2021-22	2020-21	2019-20	2018-19
Number of seats filled	1547	1252	1235	1246	1203

2.1.1.2: Number of sanctioned seats year wise during last five years





















Academic Year	2022-23	2021-22	2020-21	2019-20	2018-19
Number of sanctioned seats	1641	1359	1419	1440	1320
Enrollment percentage	94.27	92.12	87	86.5	91.1


$$\frac{\text{Total number of seats filled yearwise}}{\text{Total number of sanctioned seats yearwise}} \times 100$$

$$\begin{aligned} \text{Enrollment Percentage} &= 6483 / 7179 \\ &= 90.30 \% \end{aligned}$$



AICTE AND DOTE APPROVAL COPY

Academic Year	2022-23	2021-22	2020-21	2019-20	2018-19
AICTE – ENGG					
AICTE - MBA					
DOTE APPROVAL - UG					
DOTE APPROVAL - PG					

Institutional Data (2.1.1)	
---------------------------------------	---